

Effective Use of Video in Learning & Teaching

BE BOLD WITH VIDEO

Look out! A new video platform has arrived at Fed Uni and its for everyone!

To find out more head to federation.edu.au/video-platform and discover the possibilities.



For learning, teaching & communicating



Moodle integration for video & audio

CLOUD STORAGE

Video capture software

Video sharing platform



Adaptable bandwidth, playback across devices, & mobile apps coming soon!



- This session will provide an overview of the role of video in effective blended course delivery.
- Video can be an effective means to maintain teacher presence, facilitate engagement, overcome isolation and provide explanations for requirements such as assessment.
- Video also provides a means to provide personalised feedback, demonstrate skills, or bring insights from experts into the learning environment.
- Finally, we will demonstrate how Kaltura integrated with Moodle can support these approaches.

Create and capture

The Kaltura Capture Space Software makes it easy to:

- Record directly from your Webcam
- Capture your Screen & WebCam
- Make a mini-lesson by narrating PowerPoint slides
- Record Audio only
- Record practical or demonstrations



Remember to:

- Keep it short and sweet
- Consider the needs of diverse learners
- Don't copy-right ...

Contact boldtech@federation.edu.au for help getting started.



Moodle integration

Embed your engaging multimedia learning content anywhere there is a Moodle editor.

Try adding Kaltura media in a:

- Book
- Lesson
- Quiz
- Glossary
- Forum post
- Web page
- Choice
- Assignment



There's no file size limits with Kaltura Cloud Storage

Kaltura media plays back on any device and your students can download video for offline viewing.



Communicate and interact

Try these tips to enhance your online course:

- Embed a welcome video or topic introduction to build connection with your cohort
- Ask your online students to introduce themselves to the class via audio or video
- Post a weekly video in a forum to keep your cohort on track
- Explain your assessment task and provide instructions on how to complete it
- Post an interview with an industry practitioner or expert and ask your students to reflect or discuss
- Demonstrate a practical skill or scenario in preparation for a tutorial
- Provide formative video feedback



Want more ideas?

Ask your CLIPP Learning Designer or contact boldtech@federation.edu.au

Flexible & Equitable Assessment


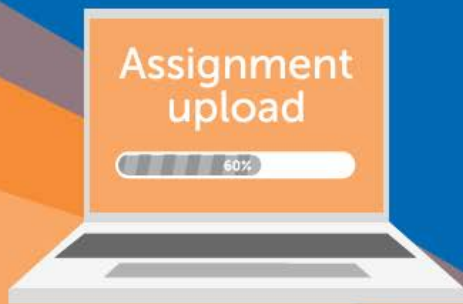
Kaltura supports equitable and authentic assessment where you need to:

- Offer equity for online students e.g. presentations can be done via video not just in the classroom
- Attain evidence of skill proficiency
- Capture evidence of learning processes
- Students can embed their Kaltura media evidence or reflections into their ePortfolio

Always consider if video is the best way to measure attainment of learning outcomes.

Remember to scaffold your assessment task with embeddable and customisable instructions available from CLIPP.

Want more ideas and advice?
Contact clipp@federation.edu.au



Promote your practice

Now that you've created some amazing learning materials and practices you can publish these publically as exemplars at conferences or as content marketing pieces for your program.

Remember to contact your Faculty Marketing team, Library Copyright Office, and CLIPP for advice before making your video public via the FedFlix portal or any external facing website.



BE BOLD WITH VIDEO

Look out! A new video platform has arrived at Fed Uni and it's for everyone!



CLOUD STORAGE



DISCOVER INTERACTIVE CONTENT with AUGMENTED REALITY

READY



Download Zappar for free from your app store

AIM



Scan the zapcode then aim at the whole image

ZAP



Watch it come to life

To find out more head to
federation.edu.au/video-platform

CRICOS Provider No. 00103D

Federation
UNIVERSITY • AUSTRALIA

Federation
UNIVERSITY • AUSTRALIA

Moodle and Kaltura Demo



Moodle and Kaltura Demo

1. **Demonstrate how to access, download and install CaptureSpace**
2. Demonstrate how to record the webcam, audio, screen and PowerPoint
3. **Demonstrate how to upload the video or audio to My Media**
4. Demonstrate how to access your Kaltura My Media from the Dashboard
5. **Demonstration how to embed media into the topic home-page via the “add an activity & resource menu”**
6. **Demonstrate how to embed Kaltura media via the Moodle text editor**
7. Demonstrate how to share media with my colleagues across FedUni
8. *Mention student support resources and discuss how to access embedded scaffolding from LSAs*
9. Discuss how you may adopt Kaltura in your teaching practice?
10. **Homework:**
 1. Download CaptureSpace application
 2. Make your first 5 minute webcam or screen capture?
 1. Topic introduction
 2. Description of assessment task or difficult concept requirements etc
11. Request assistance from boldtech@federation.edu.au if you have any issues

Download and install CaptureSpace

Home **Dashboard** **My Media**

STUDY HELP

- Online tutoring 3pm-12am
- ASK a FedUni student for help
- Chat to a Librarian & FAQ
- FedUni Study Skills Online
- Report eReading link problem

NAVIGATION

- Home
- Dashboard
- My Media**
- Site pages
- My courses

My Media

Filters Sort by Most Recent Search My Media

Add New Actions

Title	ID	Published In	Scheduling	Media Type
	0_emx3o15h	InContext	Active	Video
	0_bvutw9p	Unpublished	Active	Video

Media Upload
Webcam Recording
CaptureSpace
YouTube
Video Quiz

Edit Delete

Kaltura Capture Space



Embedding Kaltura Resources

Name*

Kaltura via the Moodle Editor

Description

Rich text editor toolbar with icons for text formatting (bold, italic, underline, strikethrough, font color, background color), lists, links, smiley, image, video, file, and Kaltura embed. The Kaltura icon (a yellow starburst) is highlighted with a red circle.

on course page ?

Free-form Snip

Page content*

Rich text editor toolbar with icons for text formatting, lists, links, smiley, image, video, file, and Kaltura embed. The Kaltura icon (a yellow starburst) is highlighted with a red circle.

Embedding Kaltura Resources


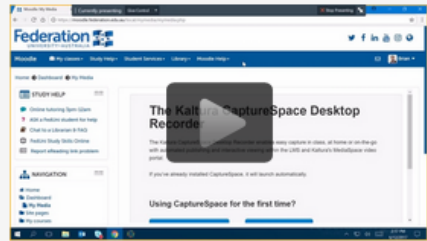
My Media Media Galleries Shared Repository Add New

Sort by Most Recent View All Statuses View All Media View Media I Own Search Media

Media I Own
Media I Can Publish

Screen Capture - 2017 De | 01:01
From Brian Martin A day ago

Adobe Connect Application Launch Issue | 01:08
From Brian Martin 3 Days ago
Launching Adobe Connect via the LTI requires a 2 step process



Player functions

Course Design - The bigger picture

	Analysis	Planning	Implementation	Evaluation
	<p>What have you previously done to address the component of course design?</p> <p>Does what you have learnt/for what are the biggest gaps for you have identified that need addressing?</p>	<p>What strategies are you considering implementing to enhance learning or address identified gaps?</p> <p>What evidence or theoretical framework do you have the use of these strategies for?</p>	<p>What and how do you plan to implement these strategies to your course design?</p> <p>What challenges do you face in doing so, and how might you overcome them, or overcome them?</p>	<p>How do you plan to obtain feedback from peers and students as to the impact on learning of your proposed course/curriculum changes?</p>
<p>The bigger picture...</p> <p>Consider how you can better address cultural, social, emotional and physical inclusiveness to improve access to learning in your course</p>	<ul style="list-style-type: none"> Done: Sourcing and evaluating software platforms for creating closed captions for video based learning material Gap: Understanding the benefits of closed captions for hearing impaired as well as more generally for all students e.g. EFL or those watching videos in noisy environments such as public transport Gap: Understanding how culturally diverse learners may experience elements of the proposed course design Gap: Find ways to share experiences of emotional or other distress caused by situations of digital distress 	<ul style="list-style-type: none"> Strategy: Use of a range of resources and activities to assist with cultural, emotional and accessibility for those with physical impairments e.g. a mix that could include as possible Done: Sourcing and evaluating software platforms for creating closed captions for video based learning material Evidence: Archer (2016) found significant difference in the effectiveness of various pedagogical approaches with international students versus a local cohort e.g. discussion forums designed as reflective/peer feedback were underutilised by international students, however they engaged equally well in a problem solving simulation. 	<ul style="list-style-type: none"> When & How: Close caption all video content. Implement a range of activities e.g. discussion forum with peer feedback, which may appeal to part of the cohort as well as a pure problem based activity based on a provided scenario - is my digital study environment ok? Challenges: Moodle is by design a constructivist LMS so it will be difficult to keep in mind that a number of first choice activities might need to be redesigned to be more inclusive of international students. Challenges: Captioning is labour intensive - I will have to train staff how to do it and sell the benefits 	<ul style="list-style-type: none"> Peer feedback: Survey the teaching team before and after first delivery to gather thoughts on how well they thought it would go compared to how well it actually did go in practice Learner feedback: Gather course evaluation from students with specific questions about their experience that would point to the team teaching approach working well or no so well In this case I could also review Moodle course logs and activity to review the participation and engagement of students with various resources and learning activities

KALTURA, Screen Capture Started
00:00:02

0:00 / 3:58

More information

- <http://federation.edu.au/staff/learning-and-teaching/clipp/elearning-hub/kaltura>
- <http://federation.edu.au/video-platform>

BE BOLD WITH VIDEO

Look out! A new video platform has arrived at Fed Uni and its for everyone!

To find out more head to federation.edu.au/video-platform and discover the possibilities.

For learning, teaching & communicating

Moodle integration for video & audio

Video capture software

Video sharing platform

Assignment upload

Adaptable bandwidth, playback across devices, & mobile apps coming soon!

CLOUD STORAGE