

# InCites Benchmarking & Analytics

Research impact reporting demands the consistent, quality data and proven impact indicators delivered by InCites Benchmarking and Analytics

Benjamin Clark  
Account Manager

Introductions

Review of bibliometric  
measures

Pre-requisites

Demonstration of  
basic use cases

Why InCites

Next steps

InCites B&A data:  
quality matters

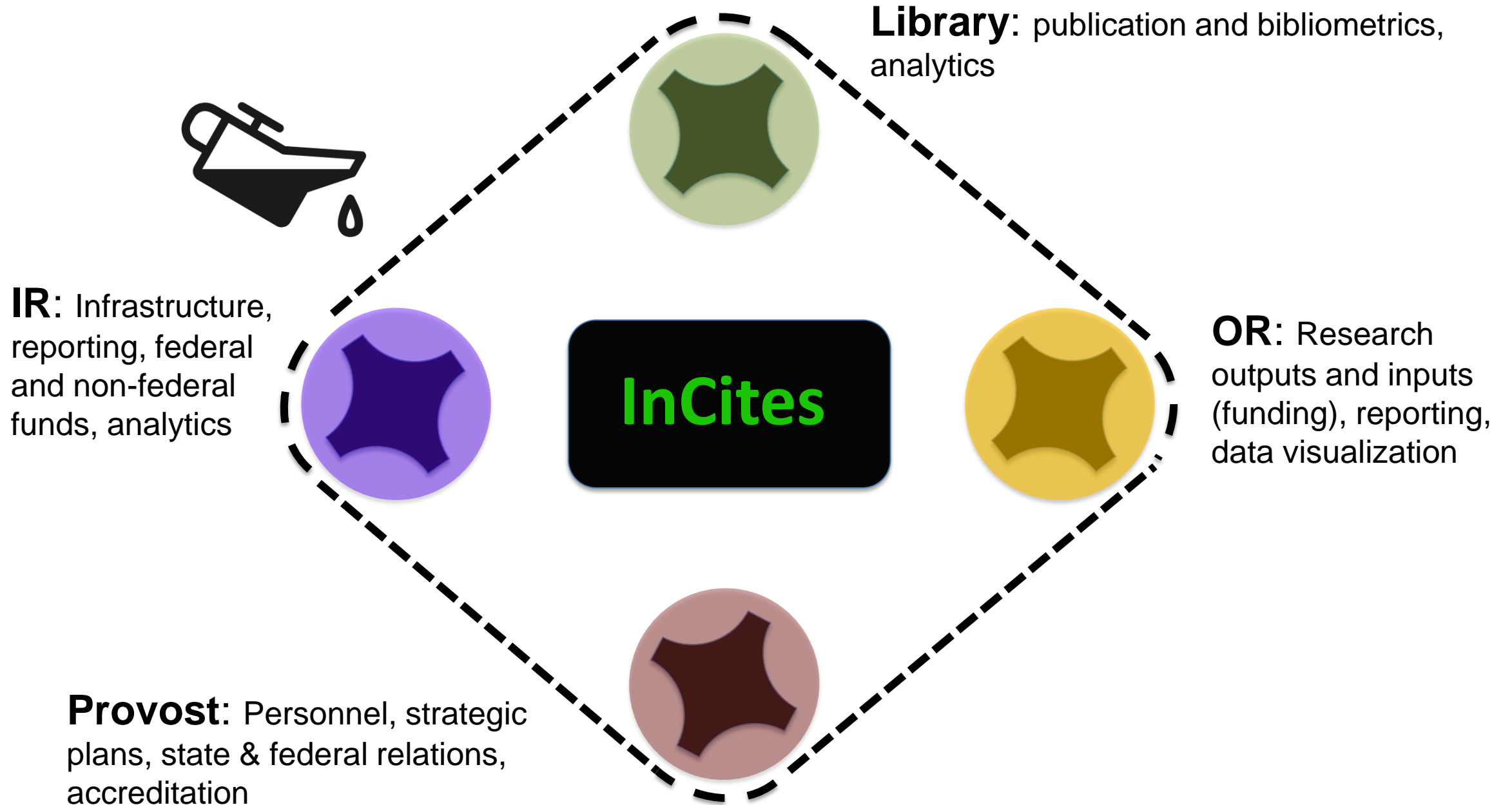
Questions and  
discussion

# Prerequisites

# How do I become an InCites expert?



# Building a well-oiled reporting machine



# Pre-requisites

We recommend that all users of InCites complete the following pre-requisites

- Introduction to Bibliometrics training session
- Read the InCites Indicator Handbook
- New Incites B&A subscribers often elect to receive between 3 and 5 webinar based and in-person training sessions



# Where can I find additional resources on InCites?



The URL for this page:  
[http://clarivate.libguides.com/incites\\_ba](http://clarivate.libguides.com/incites_ba)

### Training options

- [Request Training](#)  
Ask us about training options for your organization.
- [View Tutorials](#)  
Check out our YouTube training channel
- [Web of Science & InCites Training Calendar](#)
- [EndNote Training Calendar](#)

### Technical Support

- [Get Help Now](#)  
Have a product question? Search our Knowledgebase or open a support case with our Customer Care teams.

### Quick feedback

Was this page helpful?

Yes

No

### Stay up to date

Stay on top of InCites updates and enhancements, connect with other InCites users or ask a question by joining our [InCites Google Group](#).

### What is InCites?

InCites Benchmarking & Analytics is a customized, web-based research evaluation tool that can help you develop your research strategy. InCites B&A allows you to analyze institutional productivity, monitor collaboration activity, identify influential researchers, showcase strengths, and discover areas of opportunity.

### Getting Started

1. Create an account or use your existing Web of Science/Journal Citation Reports/EndNote online profile.
2. Download and review the [InCites at a Glance](#) guide and the [Indicators Handbook](#).
3. Sign up for a [free, public webinar](#).
4. Browse and view our [YouTube training videos](#).
5. Learn more about the data source for InCites: [Web of Science Core Collection](#).

### PDF Guides

- [InCites at a Glance](#)  
A quick navigation aide for InCites features and functionalities
- [InCites Indicators Handbook](#)  
This handbook provides detailed definitions of InCites metrics.
- [InCites Metrics Descriptions](#)  
Concrete examples to help you clarify and explain metrics

### Recommended Videos

[Signing In](#)

**Read this!**

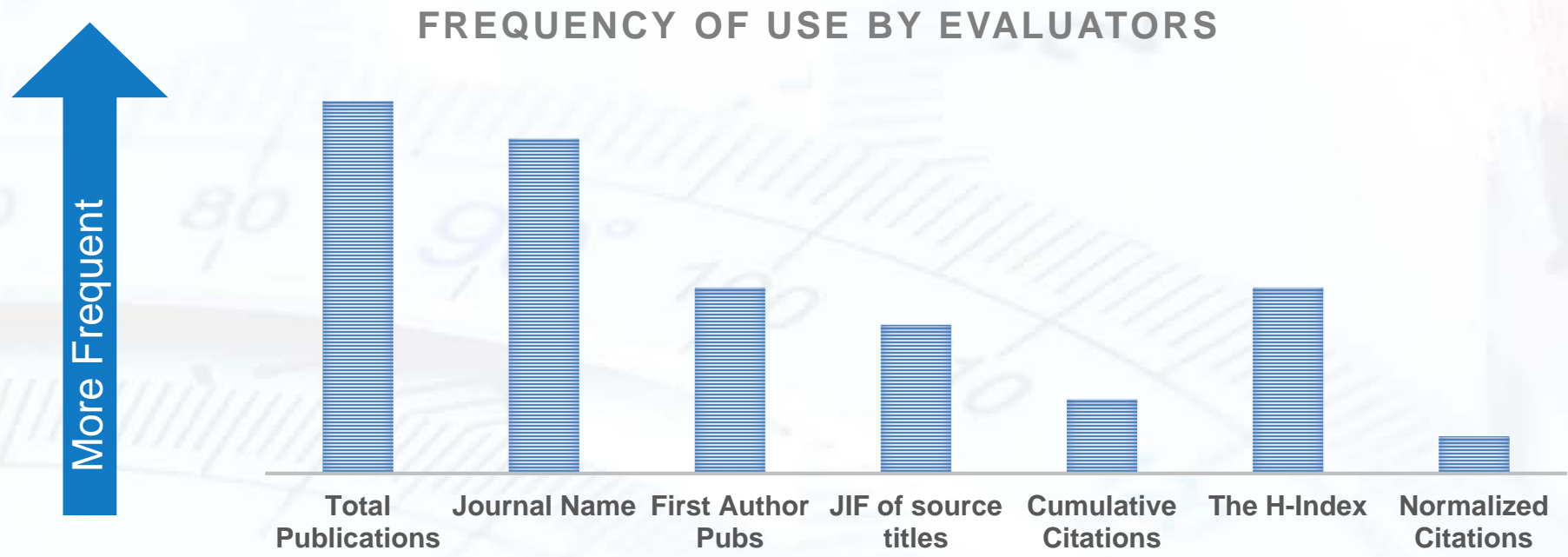




**Why InCites?**



# What metrics are most commonly used during researcher evaluation?

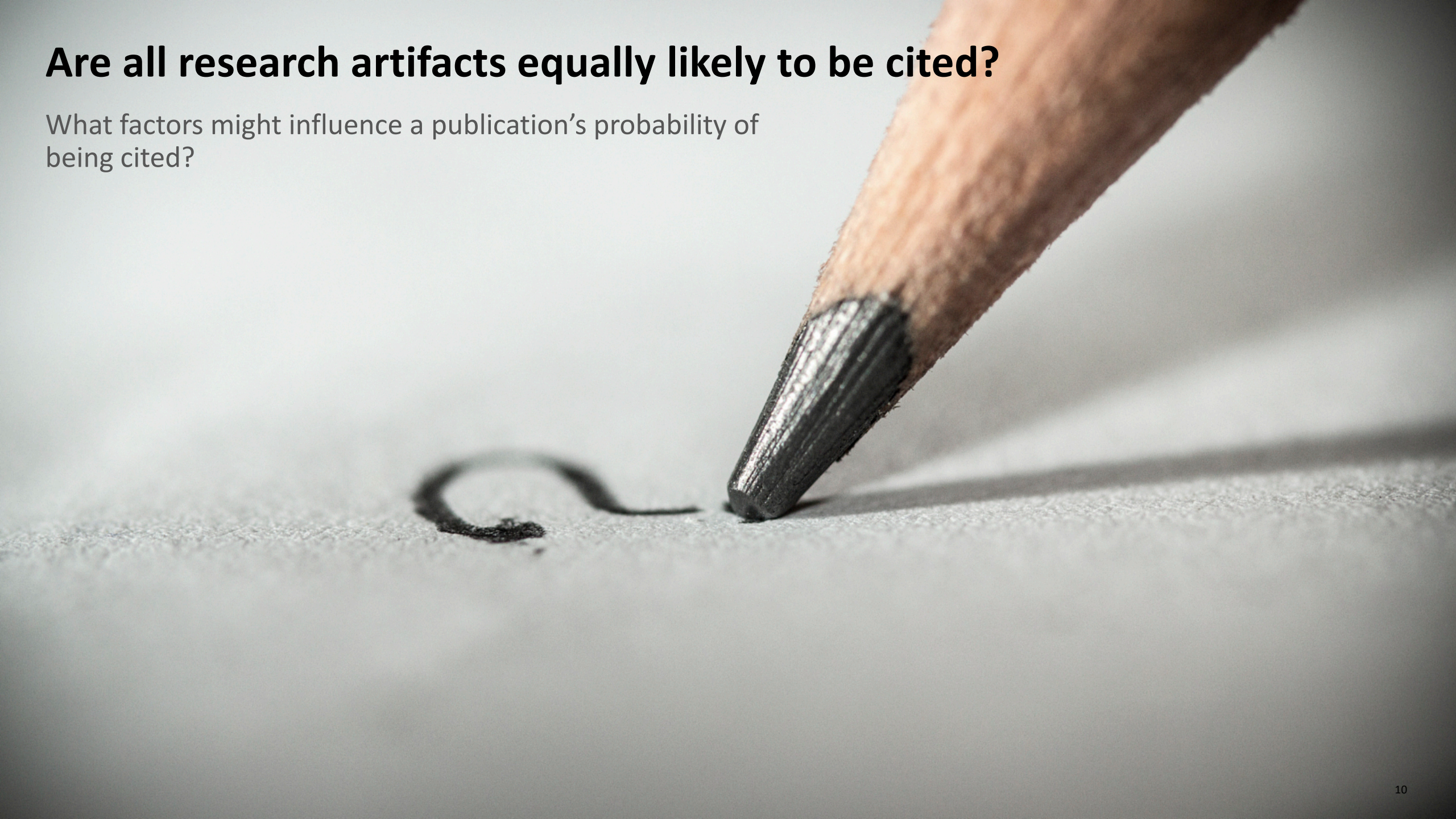


\*Subjective, qualitative summary based on conversations with clients



# Are all research artifacts equally likely to be cited?

What factors might influence a publication's probability of being cited?

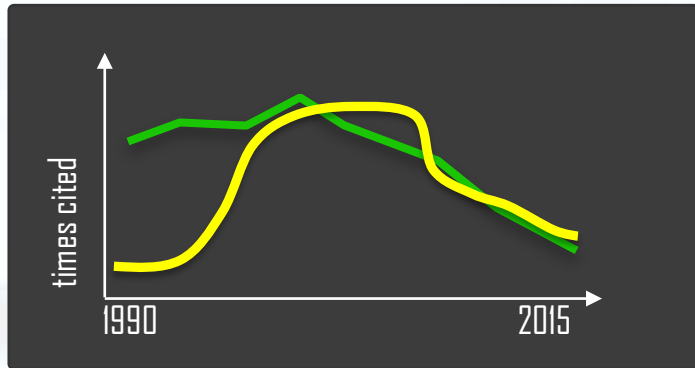




# There are three key variables that influence citation patterns

In order to make just comparisons that are actionable, we must adjust for (i.e., normalize) these variables.

## TIME SINCE PUBLICATION



Citations accumulate over time. The longer an article exists, the greater its chances of being cited.

And yet, some articles will initially receive many citations, but then go cold.

## DISCIPLINE



Citation frequencies vary considerably from one research area to another.

Here, those research areas are defined as "categories."

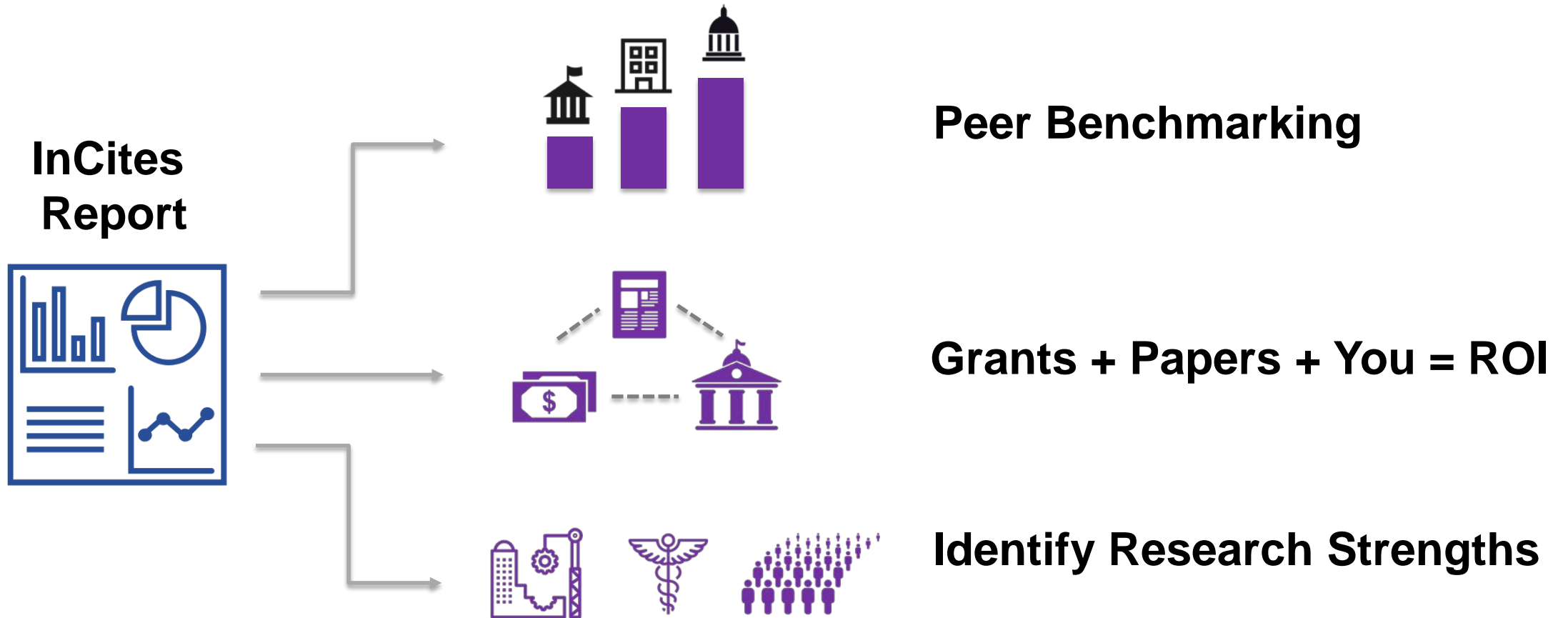
## DOCUMENT TYPE



The frequency of citations is typically higher for review articles than for primary research articles, books, or editorials

# How can InCites help?

InCites is a cloud-based research evaluation tool. It facilitates research performance evaluation on two basic principles: **output** and **impact**.



# A need for tools that inform research program decision making

**Research Analytics— using metrics to understand research activities— addresses the need for administrators to answer the following:**

- How does my institution compare to peer institutions (down to the paper and individual level)?
- What are the strongest fields at my institution? Which ones need improvement?
- How many papers did my institution produce?
- Which authors are rising stars?
- Is my institution's research focus changing?
- Who is collaborating with whom inside and outside the institution? How often? And where is it most impactful?
- Who is worth retaining or recruiting?
- Specialized bibliometric studies
- API's that deliver bibliometric information to research information systems (e.g., VIVO)





**What is the InCites dataset?**

# The InCites Dataset is a subset of available databases on the Web of Science platform

The screenshot shows the Web of Science search interface. At the top, there are navigation links for 'Web of Science', 'InCites', 'Journal Citation Reports', 'Essential Science Indicators', 'EndNote', and 'Publons'. On the right, there are links for 'Sign In', 'Help', and 'English'. The main header includes the 'Web of Science' logo and the 'Clarivate Analytics' logo. Below the header, there is a search bar with the text 'Web of Science Core Collection' and a 'Learn More' link. To the right of the search bar, there is a button that says 'Get one-click access to full text Install Kopernio today'. Below the search bar, there are tabs for 'Basic Search', 'Cited Reference Search', 'Advanced Search', and '+ More'. The 'Basic Search' tab is selected. Below the tabs, there is a search input field with the text 'Example: oil spill\* mediterranean' and a 'Topic' dropdown menu. To the right of the search input field, there is a 'Search' button. Below the search input field, there are links for '+ Add Another Field' and 'Reset Form'. To the right of the search input field, there is a link that says 'Click here for tips to improve your search.' Below the search input field, there is a 'TIMESPAN' section with radio buttons for 'All years' and 'From 1900 to 2018'. Below the 'TIMESPAN' section, there is a link for 'MORE SETTINGS'.

The InCites B&A dataset includes scholarly communications from 1980- today

- ### Web of Science Core Collection: Citation Indexes
- Science Citation Index Expanded (SCI-EXPANDED) --1900-present
  - Social Sciences Citation Index (SSCI) --1900-present
  - Arts & Humanities Citation Index (A&HCI) --1975-present
  - Conference Proceedings Citation Index- Science (CPCI-S) --1990-present
  - Conference Proceedings Citation Index- Social Science & Humanities (CPCI-SSH) --1990-present
  - Book Citation Index- Science (BKCI-S) --2005-present
  - Book Citation Index- Social Sciences & Humanities (BKCI-SSH) --2005-present
  - Emerging Sources Citation Index (ESCI) --2005-present

# What types of scholarly communications can I evaluate with InCites?



*\*Patents and data are available on the Web of Science platform only*

# How comprehensive or inclusive is our evaluation of research

All Authors/Addresses

All Citations

Cover-to-Cover Indexing

International

Multidisciplinary

## WEB OF SCIENCE CORE COLLECTION

Science Citation Index-Expanded  
Social Sciences Citation Index  
Arts & Humanities Citation Index  
Conference Proceedings Citation Index  
Book Citation Index

## INCITES: BENCHMARKING & ANALYTICS



100+  
Countries

12,000+  
Institutions

20,000+  
Journals

190k+  
Conference Proceedings

100k+  
Scholarly Books

DATA & BASELINES  
UPDATED MONTHLY

12,000+  
Unified  
Organizations

1,300+  
Unified  
Funders

Coverage:  
1980 - Present

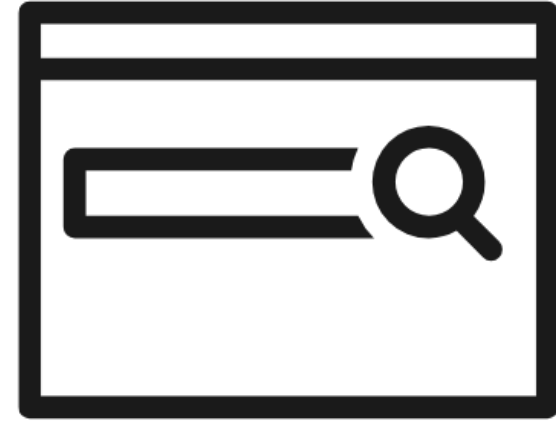
# Our philosophy on data quality, data management, and searching



Accurate. Objective. Complete.

2

And how you store it



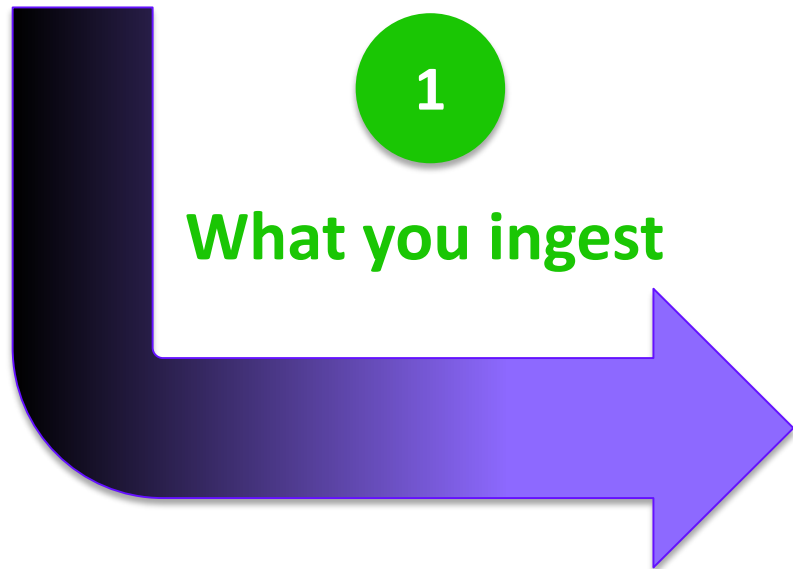
1

What you ingest



3

Influences your search capabilities





# Living up to our data quality legacy



26 point **journal quality selection** criteria



**Comprehensive record indexing:** all authors, institutions, funders, and citations are captured



**Cover-to-Cover Indexing** means we index all forms of scholarly communication, patents, abstracts, data sets, editorials, reviews, corrections, and retractions



**On-going evaluation** of indexed journals

The background of the image is a close-up, top-down view of an open book. The pages are numerous, thin, and white, creating a dense, repetitive pattern of curved lines that recede into the distance. The lighting is soft and even, highlighting the texture of the paper and the depth of the book's spine.

# **Review of bibliometric measures**

# What is Bibliometrics?

Quantitative and statistical analysis of publications, including but not limited to articles, reviews, books, and conferences.

Bibliometrics often boils down to two key performance indicators:

**Productivity**



**Impact**



# We will only discuss a handful of metrics today

## ABSOLUTE

- # of publications (sometimes by type)
- # of citations
- Average #citations/ publication
- # of collaborating institutions
- # of collaborating countries
- Journal Impact Factor (JIF)
- Documents in JIF journals
- H-Index

## RELATIVE

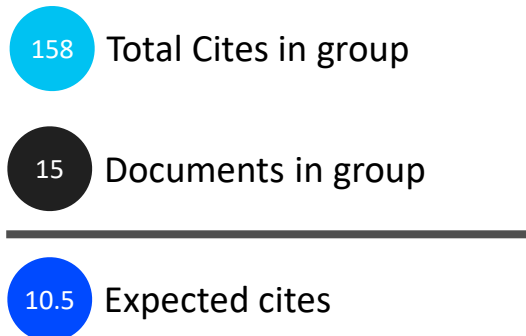
- Rank within group
- Journal Normalized Citation Impact
- Category Normalized Citation Impact
- % documents in top 1%
- % Highly Cited Papers
- Percentile in Subject area
- Impact Relative to World

# InCites Benchmarking & Analytics: **Category Normalized Citation Impact**



Expected number of citations for similar documents\*

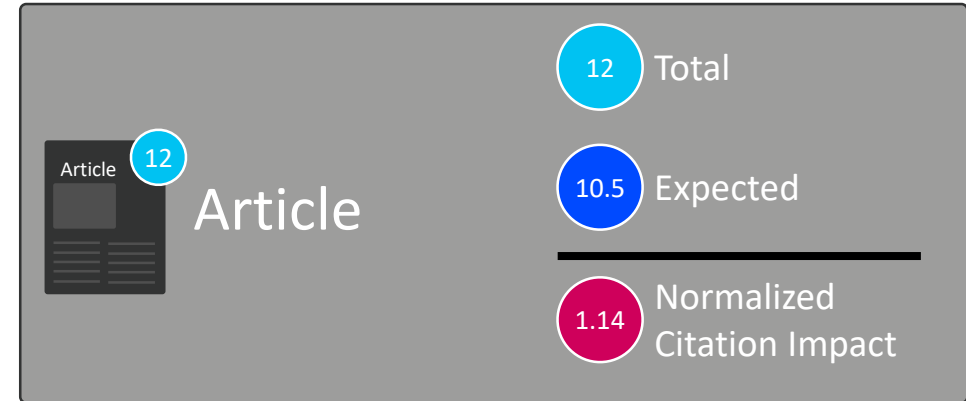
Average calculated from sum of all documents in the selected group



\*same subject category, publication year, and document type

## Normalized

ratio of actual / expected citations



Normalized metrics are available for groups of papers, too.

- Authors
- Organizations
- Countries
- Journals
- Research areas
- Funding agencies

**Expressed in relation to 1, with 1 representing average performance.**





# Product Demonstration

<http://incites.clarivate.com>

# How do I use InCites

InCites

Calibrate Your Strategic Research Vision

Clarivate  
Analytics

## Sign In

Email Address

Password

Sign In

Stay signed in

You are connected through an authorized network.  
[Register an email address](#) to sign into InCites from anywhere.

[Forgot Password](#)

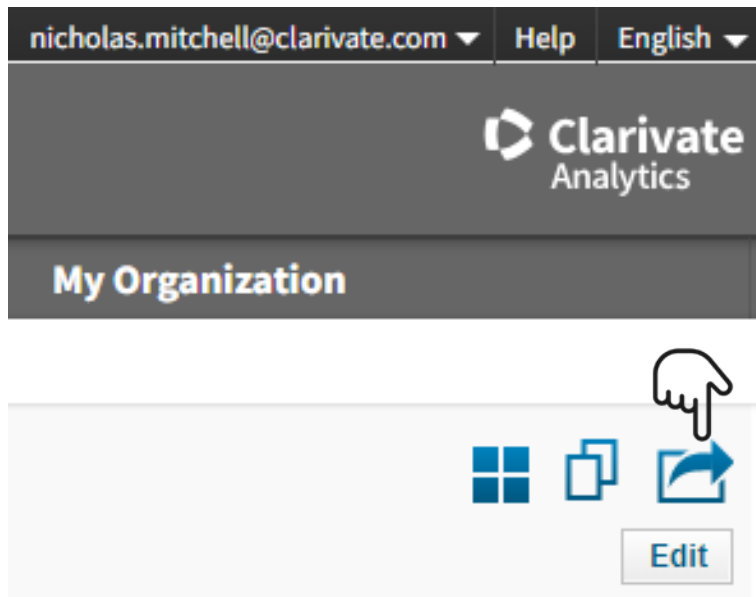
<https://incites.clarivate.com>

**Either create an account,  
OR use an existing Web  
of Science log in**

Clarivate  
Analytics

# Sharing an InCites Report

## 1 SHARE



nicholas.mitchell@clarivate.com Help English

Clarivate Analytics

My Organization

Edit

## 2 RECEIVE




InCites Clarivate Analytics  
Calibrate Your Strategic Research Vision

Dear [nicholas.mitchell@clarivate.com](mailto:nicholas.mitchell@clarivate.com)  
[lauren.greenfield@clarivate.com](mailto:lauren.greenfield@clarivate.com) has shared a report with you.

Find the shared report in InCites and attached to this email.

Discover NextGeneration InCites for yourself:  
<https://incites.thomsonreuters.com>

## 3 SAVE AS



Help English

Clarivate Analytics

Edit

# Where can I find additional resources on InCites?



URL for this page:  
[http://clarivate.libguides.com/incites\\_ba](http://clarivate.libguides.com/incites_ba)

### Training options

- Request Training  
Ask us about training options for your organization.
- View Tutorials  
Check out our YouTube training channel
- Web of Science & InCites Training Calendar
- EndNote Training Calendar

### Technical Support

- Get Help Now  
Have a product question? Search our Knowledgebase or open a support case with our Customer Care teams.

### Quick feedback

Was this page helpful?

Yes

No

### Stay up to date

Stay on top of InCites updates and enhancements, connect with other InCites users or ask a question by joining our [InCites Google Group](#).

### What is InCites?

InCites Benchmarking & Analytics is a customized, web-based research evaluation tool that can help you develop your research strategy. InCites B&A allows you to analyze institutional productivity, monitor collaboration activity, identify influential researchers, showcase strengths, and discover areas of opportunity.

### Getting Started

- Create an account or use your existing Web of Science/Journal Citation Reports/EndNote online profile.
- Download and review the [InCites at a Glance](#) guide and the [Indicators Handbook](#).
- Sign up for a [free, public webinar](#).
- Browse and view our [YouTube training videos](#).
- Learn more about the data source for InCites: [Web of Science Core Collection](#).

### PDF Guides

- [InCites at a Glance](#)  
A quick navigation aide for InCites features and functionalities
- [InCites Indicators Handbook](#)  
This handbook provides detailed definitions of InCites metrics.
- [InCites Metrics Descriptions](#)  
Concrete examples to help you clarify and explain metrics

### Recommended Videos

Signing In

A video thumbnail showing a 'Signing In' screen for InCites B&A with a play button in the center.

Read this!



## Useful Links



Libguide

[clarivate.libguides.com/home](https://clarivate.libguides.com/home)



YouTube videos

[youtube.com/WoSTraining](https://youtube.com/WoSTraining)



Blog

[clarivate.com/blog/category/science-research-connect/](https://clarivate.com/blog/category/science-research-connect/)



InCites Google Group

[groups.google.com/forum/#!forum/incites-user-group](https://groups.google.com/forum/#!forum/incites-user-group)



# Survey and Follow-up

*Thank you for joining us!*

Benjamin Clark  
Account Manager

[Benjamin.clark@Clarivate.com](mailto:Benjamin.clark@Clarivate.com)



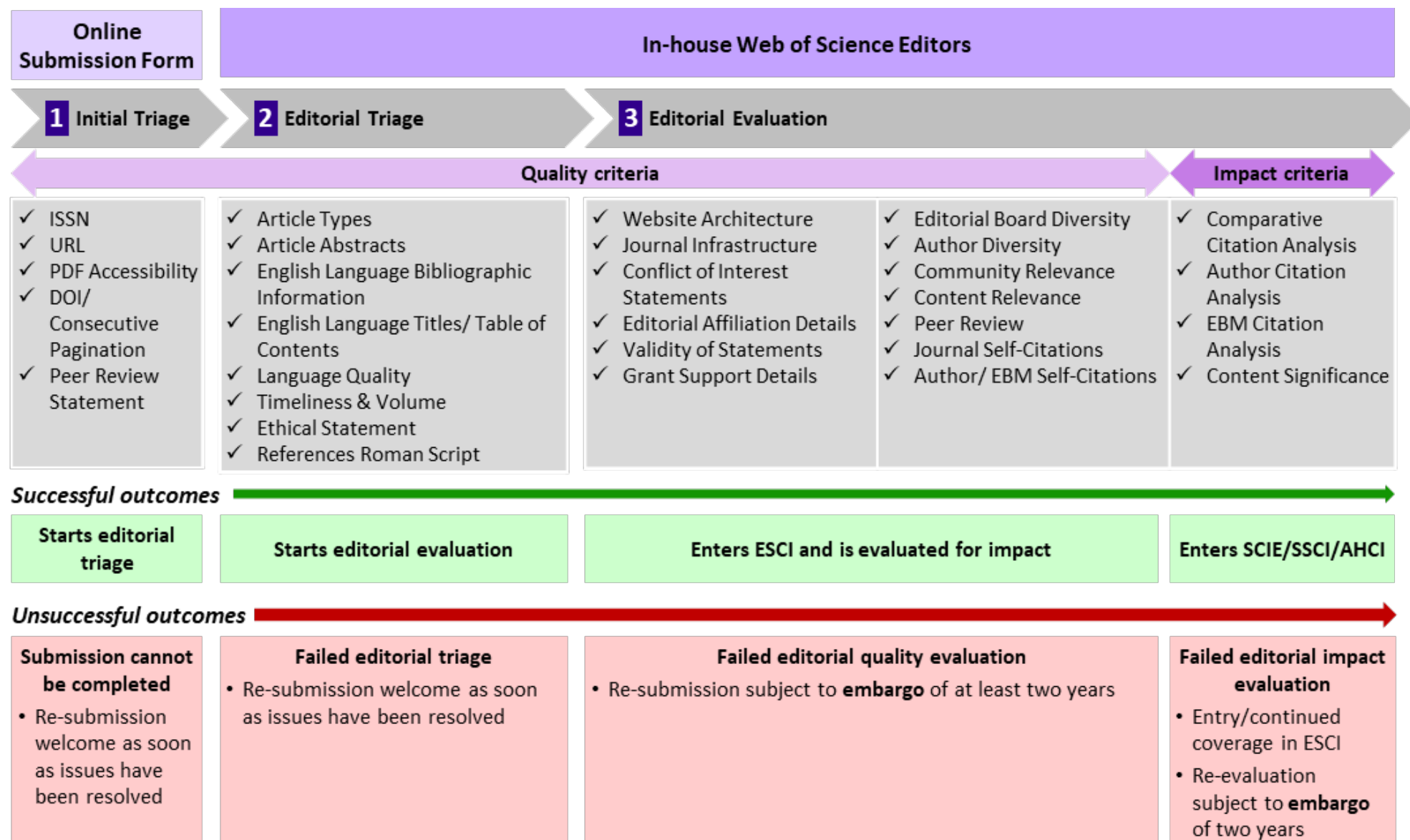
<http://clarivate.libwizard.com/trainingsurvey>

Y

# Thank you

# Appendix

## Comprehensive and transparent curation and selection criteria for high-quality research



# Comprehensive Indexing


|              |
|--------------|
| Title        |
| Authors      |
| Affiliations |
| Abstract     |
| _____        |
| _____        |
| _____        |
| _____        |
| _____        |
| Grant #s     |
| Journal      |



# Comprehensive Indexing



Can it be  
legally  
indexed?



# Comprehensive Indexing

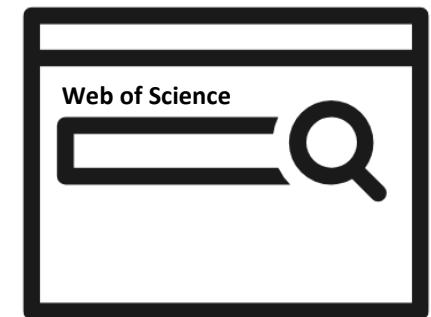


Can it be legally indexed?



How can it be searched?

| Topic                 | All Fields         | DOI          |
|-----------------------|--------------------|--------------|
| Title                 |                    | Editor       |
| Author                | Accession Number   | Grant Number |
| Publication Name      | Address            | Group Author |
| Year Published        | Author Identifiers | Language     |
| Funding Agency        | Conference         | PubMed ID    |
| Organization-Enhanced | Document Type      |              |



# Web of Science Core Collection: A fully indexed Citation Database

**Morphology and mixing state of aged soot particles at a remote marine free troposphere site: Implications for optical properties**

By: China, S (China, Swarup)<sup>[1,2]</sup>; Scarnato, B (Scarnato, Barbara)<sup>[3]</sup>; Owen, RC (Owen, Robert C.)<sup>[4]</sup>; Zhang, B (Zhang, Bo)<sup>[1,1]</sup>; Ampadu, MT (Ampadu, Marian T.)<sup>[5]</sup>; Kumar, S (Kumar, Sumit)<sup>[1,2]</sup>; Dzepina, K (Dzepina, Katja)<sup>[1,5]</sup>; Dziobak, MP (Dziobak, Michael P.)<sup>[1]</sup>; Fialho, P (Fialho, Paulo)<sup>[6]</sup>; Perlinger, JA (Perlinger, Judith A.)<sup>[1,7]</sup>; Hueber, J (Hueber, Jacques)<sup>[8]</sup>; Helmig, D (Helmig, Detlev)<sup>[8]</sup>; Mazzoleni, LR (Mazzoleni, Lynn R.)<sup>[1,5]</sup>; Mazzoleni, C (Mazzoleni, Claudio)<sup>[1,2]</sup> ...Less  
[View ResearcherID and ORCID](#)

**Author**

| Author          | ResearcherID | ORCID Number  |
|-----------------|--------------|---|
| Dzepina, Katja  | A-1372-2014  |   |
| Fialho, Paulo   |              | <a href="http://orcid.org/0000-0001-9137-3870">http://orcid.org/0000-0001-9137-3870</a> |
| Zhang, Bo       |              | <a href="http://orcid.org/0000-0003-0746-4732">http://orcid.org/0000-0003-0746-4732</a> |
| Mazzoleni, Lynn |              | <a href="http://orcid.org/0000-0002-0226-7337">http://orcid.org/0000-0002-0226-7337</a> |

**Author Information**  
 Reprint Address: China, S (reprint author)  
 Michigan Technol Univ, Atmospher Sci Program, Houghton, MI 49931 USA  
**Addresses:**  
 [1] Michigan Technol Univ, Atmospher Sci Program, Houghton, MI 49931 USA  
 [2] Michigan Technol Univ, Dept Phys, Houghton, MI 49931 USA  
 [3] Naval Postgrad Sch, Dept Meteorol, Monterey, CA USA  
**Organization-Enhanced Name(s)**  
 United States Department of Defense  
 Naval Postgraduate School  
 United States Navy  
 [4] US EPA, Res Triangle Pk, NC 27711 USA  
 [5] Michigan Technol Univ, Dept Chem, Houghton, MI 49931 USA  
 [6] Univ Azores, Dept Agr Sci, Angra Do Heroismo, Portugal  
 [7] Michigan Technol Univ, Dept Civil & Environm Engr, Houghton, MI 49931 USA  
 [8] Univ Colorado, Inst Arctic & Alpine Res, Boulder, CO 80309 USA  
**E-mail Addresses:** schina@mtu.edu; cmazzoleni@mtu.edu

**Funding**

| Funding Agency  | Grant Number |
|---|--------------|
| U.S. Department of Energy's Atmospheric System Research                           | DE-SC0006941 |
| National Science Foundation   | AGS-1110059  |
| NASA's Earth and Space Science Graduate Fellowship                                | NNX13AN68H   |
| Earth Planetary and Space Sciences Institute at Michigan Technological University |              |

**Abstract**  
 The radiative properties of soot particles depend on their morphology and mixing state, but their evolution during transport is still elusive. Here we report observations from an electron microscopy analysis of individual particles transported in the free troposphere over long distances to the remote Pico Mountain Observatory in the Azores in the North Atlantic. Approximately 70% of the soot particles were highly compact and of those 26% were thinly coated. Discrete dipole approximation simulations indicate that this compaction results in an increase in soot single scattering albedo by a factor of  $\approx 2.17$ . The top of the atmosphere direct radiative forcing is typically smaller for highly compact than mass-equivalent lacy soot. The forcing estimated using Mie theory is within 12% of the forcing estimated using the discrete dipole approximation for a high surface albedo, implying that Mie calculations may provide a reasonable approximation for compact soot above remote marine clouds.

**Keywords**  
**KeyWords Plus:** DISCRETE-DIPOLE APPROXIMATION; BLACK-CARBON AEROSOLS; RADIATIVE PROPERTIES; TECHNICAL NOTE; NS-SOOT; MODEL; SULFATE; HYGROSCOPICITY; SENSITIVITY; DEPENDENCE

**Citation Network**  
 In Web of Science Core Collection  
**36**  
 Times Cited  
[Create Citation Alert](#)

**All Times Cited Counts**  
 36 in All Databases  
[See more counts](#)

**57**  
 Cited References  
[View Related Records](#)

**Most recently cited by:**  
 Luo, Jie; Zhang, Yongming; Zhang, Qixing; et al.  
 Sensitivity analysis of morphology on radiative properties of soot aerosols. OPTICS EXPRESS (2018)  
 Wang, Qiyuan; Cao, Junji; Han, Yongming; et al.  
 Enhanced light absorption due to the mixing state of black carbon in fresh biomass burning emissions. ATMOSPHERIC ENVIRONMENT (2018)  
[View All](#)

**Use in Web of Science**  
 Web of Science Usage Count  
**4** **64**  
 Last 180 Days Since 2013  
[Learn more](#)

**This record is from:**  
 Web of Science Core Collection  
 - Science Citation Index Expanded

**Suggest a correction**  
 If you would like to improve the quality of the data in this record, please suggest a correction.

- Cited references for all papers, back to 1900
- All author names and addresses captured for all papers
- Funding data from 2008-present

# Web of Science Core Collection

## Journal Selection Policy

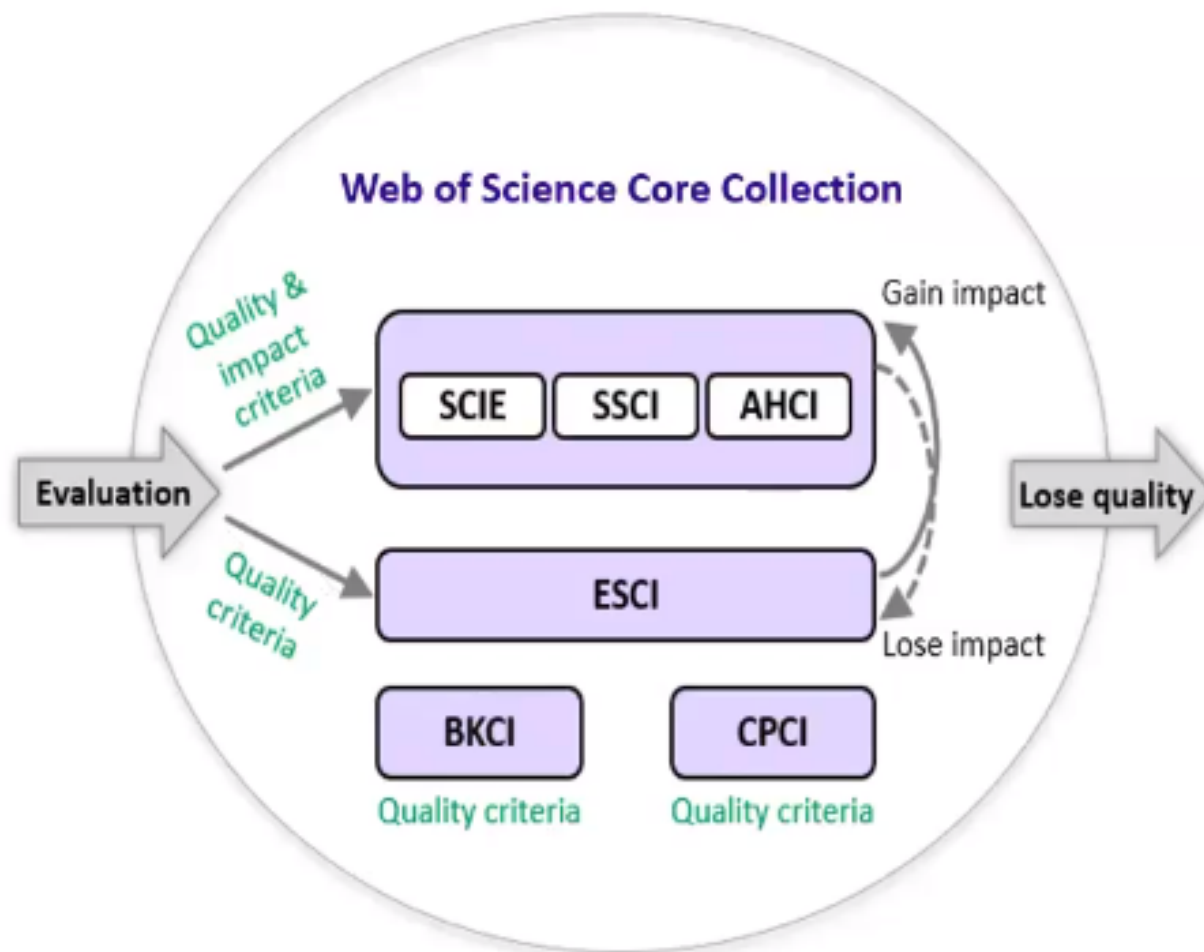
Journals are selected by experts with:

**150** years of experience

Fluency in **12** languages

**0** affiliations with any journals or publishers

[More information available in the Journal Selection Process Essay](#)



# How we identify your publications (unification)

KEY: Add = add to query

|                    |     |  |
|--------------------|-----|--|
| Organization Name: | Add | UNIVERSITY OF TEXAS HEALTH SCIENCE CENTER HOUSTON  |
| Other Names:       |     | UT HEALTH SCIENCE CENTER AT HOUSTON; UNIV TEXAS HLTH SCI CTR HOUSTON; UNIVERSITY OF TEXAS HEALTH SCIENCE CENTER AT HOUSTON |
| Address:           |     | 7000 FANNIN, SUITE 1200 ,HOUSTON, TEXAS, UNITED STATES ,77030  |
| Website:           |     | www.uthouston.edu/   |

## Author Information

Reprint Address: Haidar, ZA (reprint author)

- Univ Texas Hlth Sci Ctr Houston, McGovern Med Sch, Dept Obstet Gynecol & Reprod Sci, MSB 3-262,6431 Fannin St, Houston, TX 77030 USA.
- Organization-Enhanced Name(s)**
- Baylor College of Medicine
- University of Texas Health Science Center Houston
- University of Texas System

|     |  |     |   |     |   |     |  |     |   |
|-----|--|-----|---|-----|---|-----|--|-----|---|
| Add | 1200 HERMAN PRESSLER                   | Add | UNIV TEXAS                                  | Add | UNIV TEXAS HLTH SCI CTR HOUSTON SCH BIOMED INFORM | Add | UNIV TEXAS HOUSTON HSC SON               | Add | UT HLTH SCI CTR HOUSTON                 |
| Add | 1300 MOURSUND                          | Add | UNIV TEXAS DENT BRANCH HOUSTON              | Add | UNIV TEXAS HLTH SCI CTR HOUSTON SCH DENT          | Add | UNIV TEXAS HOUSTON MED SCH               | Add | UT HLTH UNIV TEXAS MED SCH              |
| Add | 1300 MOURSUND 206                      | Add | UNIV TEXAS HEATH SCI CTR                    | Add | UNIV TEXAS HLTH SCI CTR HOUSTON SCH NURSING       | Add | UNIV TEXAS HOUSTON SCH MED               | Add | UT HOUSTON                              |
| Add | 1300 MOURSUND ST                       | Add | UNIV TEXAS HEATH SCI CTR HOUSTON            | Add | UNIV TEXAS HLTH SCI CTR HOUSTON SCH PUBL HLTH     | Add | UNIV TEXAS HOUSTON SCH PUBL HLTH         | Add | UT HOUSTON MED SCH                      |
| Add | 318 CRESTWOOD DR                       | Add | UNIV TEXAS HHSC                             | Add | UNIV TEXAS HLTH SCI CTR HOUSTON UT HLTH           | Add | UNIV TEXAS HOUSTON HLTH SCI CTR          | Add | UT HOUSTON SCH PUBL HLTH                |
| Add | 6516 MD ANDERSON BLVD                  | Add | UNIV TEXAS HLTH                             | Add | UNIV TEXAS HLTH SCI CTR HOUSTON UTHEALTH          | Add | UNIV TEXAS HSC                           | Add | UT MENTAL SCI INST                      |
| Add | CTR HLTH PROMOT PREVENT                | Add | UNIV TEXAS HLTH CTR                         | Add | UNIV TEXAS HLTH SCI CTR HOUSTON UTHLTH            | Add | UNIV TEXAS HSC HOUSTON                   | Add | UTHEALTH                                |
| Add | HLTH SCI CTR                           | Add | UNIV TEXAS HLTH CTR HOUSTON                 | Add | UNIV TEXAS HLTH SCI CTR HOUSTON UTHSC H           | Add | UNIV TEXAS HTH SCI CTR HOUSTON           | Add | UTHEALTH MED SCH                        |
| Add | HLTH SCI CTR HOUSTON                   | Add | UNIV TEXAS HLTH HOUSTON MED SCH             | Add | UNIV TEXAS HLTH SCI CTR HOUSTON                   | Add | UNIV TEXAS MED CTR HLTH SCI CTR          | Add | UTHEALTH UNIV TEXAS MED SCH             |
| Add | HOUSTON MED SCH                        | Add | UNIV TEXAS HLTH MED SCH                     | Add | UNIV TEXAS HLTH SCI CTR MED SCH                   | Add | UNIV TEXAS MED HLTH SCI CTR HOUSTON      | Add | UTHHSC                                  |
| Add | HOUSTON UNIV TEXAS HOUSTON MED SCH     | Add | UNIV TEXAS HLTH SCH PUBL HLTH               | Add | UNIV TEXAS HLTH SCI CTR MED SCH HOUSTON           | Add | UNIV TEXAS MED SCH                       | Add | UTHLTH                                  |
| Add | IMM UTHSC H                            | Add | UNIV TEXAS HLTH SCI                         | Add | UNIV TEXAS HLTH SCI CTR SCH NURSING               | Add | UNIV TEXAS MED SCH HOUSTON               | Add | UTHLTH ACAD HLTH SCI CTR                |
| Add | MED SCH HOUSTON                        | Add | UNIV TEXAS HLTH SCI CENTER HOUSTON          | Add | UNIV TEXAS HLTH SCI CTR SON                       | Add | UNIV TEXAS MED SCH UT HLTH               | Add | UTHLTH MED SCH                          |
| Add | MENTAL SCI INST                        | Add | UNIV TEXAS HLTH SCI CENTER MED SCH HOUSTON  | Add | UNIV TEXAS HLTH SCI CTR TEXAS                     | Add | UNIV TEXAS MED SCHOOL HOUSTON            | Add | UTHMS                                   |
| Add | PEDIAT UNIV TEXAS HLTH SCI CTR HOUSTON | Add | UNIV TEXAS HLTH SCI CNT                     | Add | UNIV TEXAS HLTH SCI CTR UTHLTH                    | Add | UNIV TEXAS MED SCI CTR HOUSTON           | Add | UTHSC                                   |
| Add | POB 20249                              | Add | UNIV TEXAS HLTH SCI CNTR                    | Add | UNIV TEXAS HLTH SCI CTT HOUSTON                   | Add | UNIV TEXAS PSYCHIAT                      | Add | UTHSC CETIR                             |
| Add | POB 20334                              | Add | UNIV TEXAS HLTH SCI CNTR HOUSTON            | Add | UNIV TEXAS HLTH SCI HOUSTON                       | Add | UNIV TEXAS SCH BIOMED INFORMAT HOUSTON   | Add | UTHSC DALLAS                            |
| Add | SCH PUBL HLTH                          | Add | UNIV TEXAS HLTH SCI CTR                     | Add | UNIV TEXAS HLTH SCI SCTR                          | Add | UNIV TEXAS SCH DENT HOUSTON              | Add | UTHSC DENT BRANCH                       |
| Add | SURG UTHSC HOUSTON TX                  | Add | UNIV TEXAS HLTH SCI CTR DENT BRANCH         | Add | UNIV TEXAS HLTH SCI SERV                          | Add | UNIV TEXAS SCH HLTH INFORMAT SCI         | Add | UTHSC H                                 |
| Add | TEXAS MED CTR                          | Add | UNIV TEXAS HLTH SCI CTR HOUSTON             | Add | UNIV TEXAS HLTH SCI UNIV HOUSTON                  | Add | UNIV TEXAS SCH HLTH INFORMAT SCI HOUSTON | Add | UTHSC HOUSTON                           |
| Add | TEXAS RES INST MED SCI                 | Add | UNIV TEXAS HLTH SCI CTR HOSUTON             | Add | UNIV TEXAS HOUSTON                                | Add | UNIV TEXAS SCH MED                       | Add | UTHSC HOUSTON MED SCH                   |
| Add | TEXAS RES INST MENT SCI                | Add | UNIV TEXAS HLTH SCI CTR HOUST               | Add | UNIV TEXAS HOUSTON HLTH                           | Add | UNIV TEXAS SCH MED HOUSTON               | Add | UTHSC HOUSTON SCH NURSING               |
| Add | TEXAS RES INST MENTAL HLTH             | Add | UNIV TEXAS HLTH SCI CTR HOUSTAN             | Add | UNIV TEXAS HOUSTON HLTH SCI                       | Add | UNIV TEXAS SCH NURSING HOUSTON           | Add | UTHSC MED SCH                           |
| Add | TEXAS RES INST MENTAL SCI              | Add | UNIV TEXAS HLTH SCI CTR HOUSTON             | Add | UNIV TEXAS HOUSTON HLTH SCI CNTR                  | Add | UNIV TEXAS SCH PUBL HEATH                | Add | UTHSC MED SCH HOUSTON                   |
|     |  | Add | UNIV TEXAS HLTH SCI CTR HOUSTON CETIR       | Add | UNIV TEXAS HOUSTON HLTH SCI CNTR                  | Add | UNIV TEXAS SCH PUBL HLTH                 | Add | UTHSC ORTHODONT                         |
|     |  | Add | UNIV TEXAS HLTH SCI CTR HOUSTON DENT BRANCH | Add | UNIV TEXAS HOUSTON HLTH SCI CTR                   | Add | UNIV TEXAS SCH PUBL HLTH HOUSTON         | Add | UTHSC REG ACAD HLTH CTR EDINBURG E RAHC |
|     |  | Add | UNIV TEXAS HLTH SCI CTR HOUSTON INST        | Add | UNIV TEXAS HOUSTON HLTH SCI CTR MED SCH           |     |  |     |   |
|     |  |     |   | Add | UNIV TEXAS HOUSTON HLTH SCIS CTR                  |     |  |     |   |



# InCites Benchmarking & Analytics

Calibrate Your Strategic Research Vision



>1,000  
Unified  
Funders

Coverage:  
1980 - 2018

>12,000  
Unified  
Organizations

> 56 million articles, books, and  
conference proceedings

Consistent, reproducible  
journal and research area  
normalized metrics

Create novel datasets,  
visualize analyses, and  
evaluate performance

## NORMALIZED (RELATIVE) INDICATORS

### NORMALIZATION: PUTTING CITATIONS IN CONTEXT

#### FIELD/DISCIPLINE:

Average number of citations varies significantly across disciplines

#### TIME:

Citations are dynamic; they grow over time at different rates

#### DOCUMENT TYPE:

Different publication types have different citation behaviors (article vs. review)

CATEGORY  
NORMALIZED  
CITATION  
IMPACT

JOURNAL  
NORMALIZED  
CITATION  
IMPACT

AVERAGE  
PERCENTILE

%  
DOCUMENTS  
IN TOP 1%

%  
DOCUMENTS  
IN TOP 10%

ESI HOT &  
HIGHLY CITED  
PAPERS

% HOT  
PAPERS

% HIGHLY  
CITED  
PAPERS

# Different research disciplines have different citation rates

## InCites Essential Science Indicators

Citation Rates are yearly averages of citations per paper.

| RESEARCH FIELDS ▲            | 2007  | 2008  | 2009  | 2010  | 2011  | 2012  | 2013  | 2014  | 2015  | 2016 | 2017 | All Years |
|------------------------------|-------|-------|-------|-------|-------|-------|-------|-------|-------|------|------|-----------|
| MATHEMATICS                  | 9.13  | 8.54  | 7.72  | 7.01  | 5.78  | 4.63  | 3.61  | 2.72  | 1.86  | 0.91 | 0.22 | 4.44      |
| MOLECULAR BIOLOGY & GENETICS | 56.08 | 49.15 | 45.07 | 39.73 | 33.85 | 26.95 | 21.81 | 15.75 | 10.07 | 4.67 | 0.90 | 24.86     |

Average **2015 Mathematics** paper:  
**1.86 citations**

Average **2015 Molecular Biology & Genetics** paper:  
**10.07 citations**

Both papers are in the Top 1% based on their subject area & publication year

**Robust Reliable Sampled-Data H-infinity Control for Uncertain Stochastic Systems with Random Delay** **Times Cited: 20**

By: Sakthivel, Rathinasamy; Selvi, Subramaniam; Mathiyalagan, Kalidass; et al.  
COMPLEXITY Volume: 21 Issue: 1 Pages: 42-58 Published: SEP-OCT 2015

**Web of Science Categories: Mathematics**

44 Cited References

Highly Cited Paper

**NON-CODING RNA Towards a molecular understanding of microRNA-mediated gene silencing** **Times Cited: 334**

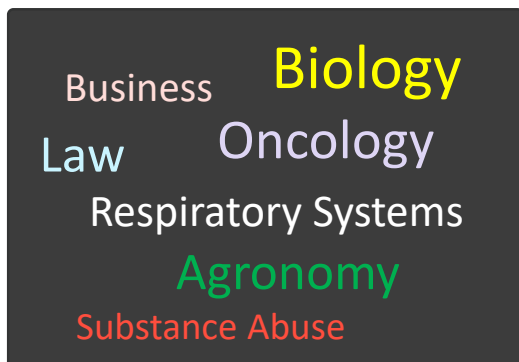
By: Jonas, Stefanie; Izaurralde, Elisa  
NATURE REVIEWS GENETICS Volume: 16 Issue: 7 Pages: 421-433 Published: JUL 2015

**Web of Science Categories: Genetics & Heredity**

115 Cited References

Highly Cited Paper

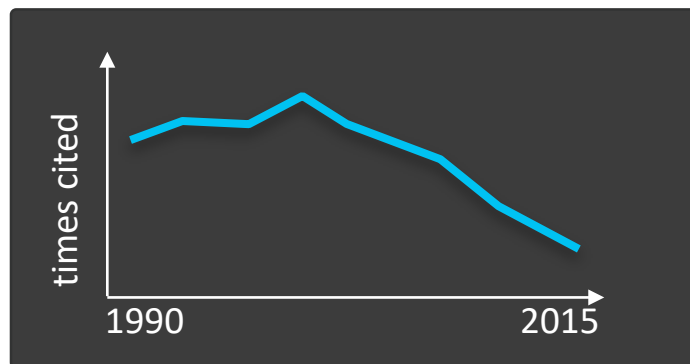
# InCites Benchmarking & Analytics: **Normalized Citation Impact**



## **Category**

Citation patterns differ by subject category

e.g. nanotechnology vs law



## **Time**

Citations accumulate over time and at different rates depending on article age and category

e.g. new articles may accumulate citations quickly, older ones more slowly or not at all



## **Document Type**

Citations differ by document type within a journal

e.g. reviews are generally more heavily cited than articles, and editorials, book reviews etc. may go uncited

**Normalization** puts data into context— is an entity doing better or worse than would be expected in a journal or category?

# What does 20 citations mean?

| Article Title   | Authors                       | Source                         | Research Area  | Volume | Issue | Pages   | Publication Date | Times Cited | Journal Expected Citations | Category Expected Citations | Journal Normalized Citation Impact | Category Normalized Citation Impact | Percentile in Subject Area | Journal Impact Factor |
|---|-------------------------------|--------------------------------|----------------|--------|-------|---------|------------------|-------------|----------------------------|-----------------------------|------------------------------------|-------------------------------------|----------------------------|-----------------------|
| THE EFFECT OF LONG-TERM OZONE EXPOSURE ON INJURY IN SEEDLINGS OF RED SPRUCE (PICEA-RUBENS SARG) | Fincher, J; Alscher, RG       | NEW PHYTOLOGIST                | PLANT SCIENCES | 120    | 1     | 49-59   | 1992             | 20          | 38.24                      | 26.52                       | .52                                | .75                                 | 38.25                      | 7.21                  |
| Long-Run Impacts of Unions on Firms: New Evidence from Financial Markets, 1961-1999             | Lee, David S.; Mas, Alexandre | QUARTERLY JOURNAL OF ECONOMICS | ECONOMICS      | 127    | 1     | 333-378 | 2012             | 20          | 41.27                      | 5.4                         | .48                                | 3.7                                 | 6.12                       | 5.54                  |

Actual Performance

Category Expected Citation Rate

Normalized Indicators

# **Additional InCites Platform Resources**



# Coming Soon: InCites My Organization

Quickly and easily import your organization and publication data to reliably conduct internal faculty and group-level analysis & reporting.

## 1. Access “My Organization”

**My organization**  
See, add and update your institute information.

**Organizational subunits and faculty**

Your organization is empty...  
That can't be right. Upload your data to view insights about your organization and teams.

**Oxford Brookes University**

Headington Campus, Headington Road  
Oxford OX3 0BP, United Kingdom  
https://www.brookes.ac.uk  
+44 (0)-1865-741111  
info@brookes.ac.uk

**Institute Metrics**

| DOCUMENTS | TIMES CITED |
|-----------|-------------|
| -         | -           |
| UNITS     | FACULTY     |
| -         | -           |

## 2. Import File – Organization Structure and Publications

**Upload files**


Use our file upload form to update, replace or add to your institutes documents or faculty.

- Select an option**  
What would you like your file to do?  
 Add organizational hierarchy  
 Add Faculty & Documents  
 Delete and replace all data
- Select your file**  
Drag & drop files here  
or [Select file](#)
- Upload your file**  
Successfully uploaded  
Once you confirm your upload, our system will verify the uploaded file and send you a report.

**Past uploads** Sort by last uploaded

**IIP Project Plan\_081717\_v1 copy.xls**  
Download

| Phase     | Status      | Timestamp                 |
|-----------|-------------|---------------------------|
| Upload    | In progress | 29 August 2017   10:43 AM |
| Matched   | -           | 29 August 2017   10:36 AM |
| Non-match | -           | -                         |



## 3. Navigate Organizational Structure

**Institute details**  
See, add and update your institute information.

**Organizational subunits and faculty**

| ORGANIZATIONAL SUBUNITS                                       | DEPTS | TEAMS | FACULTY |
|---|-------|-------|---------|
| Faculty of Humanities and Social Sciences                     | 8     | 12    | 239     |
| Faculty of Health and Life Sciences                           | 5     | 9     | 89      |
| Faculty of Business   | 3     | 12    | 217     |
| Faculty of Technology - Design and Environment                | 7     | 23    | 205     |
| School of Architecture  | -     | 3     | 32      |
| Faculty of Technology - Design & Environment Support Services | -     | 3     | 21      |
| School of Arts  | -     | 4     | 37      |
| Department of Real Estate and Construction                    | -     | 2     | 14      |
| Department of Computing and Communication Technologies        | -     | 8     | 12      |
| Computer Science  | -     | -     | 12      |
| Department of Mechanical Engineering & Mathematical Sciences  | -     | 3     | 25      |
| Directorate of Academic and Student Affairs                   | 3     | 4     | 19      |
| Directorate of Finance and Legal Services                     | 9     | 16    | 177     |
| Directorate of Corporate Affairs                              | 2     | 4     | 41      |

**Institute Metrics**

| DOCUMENTS | TIMES CITED |
|-----------|-------------|
| 5,376     | 44,301      |
| UNITS     | FACULTY     |
| 104       | 973         |

## 4. Run & Export Citation Reports

**Gordon Matthews**

My PhD research involves an evaluation of Integrated Offender Management, a multi-agency approach to managing prolific offenders. The research has been commissioned by local criminal justice agencies to help improve the operation of the programme.

Computer Science  
a.yacoby@brookes.ac.uk  
Oxford Brookes University  
+44 (0)1865 98326 x.3291

| WEB OF SCIENCE DOCS | CITATION IMPACT | TIMES CITES | % OF DOCS CITED |
|---------------------|-----------------|-------------|-----------------|
| 12                  | 1.18            | 111         | 100             |

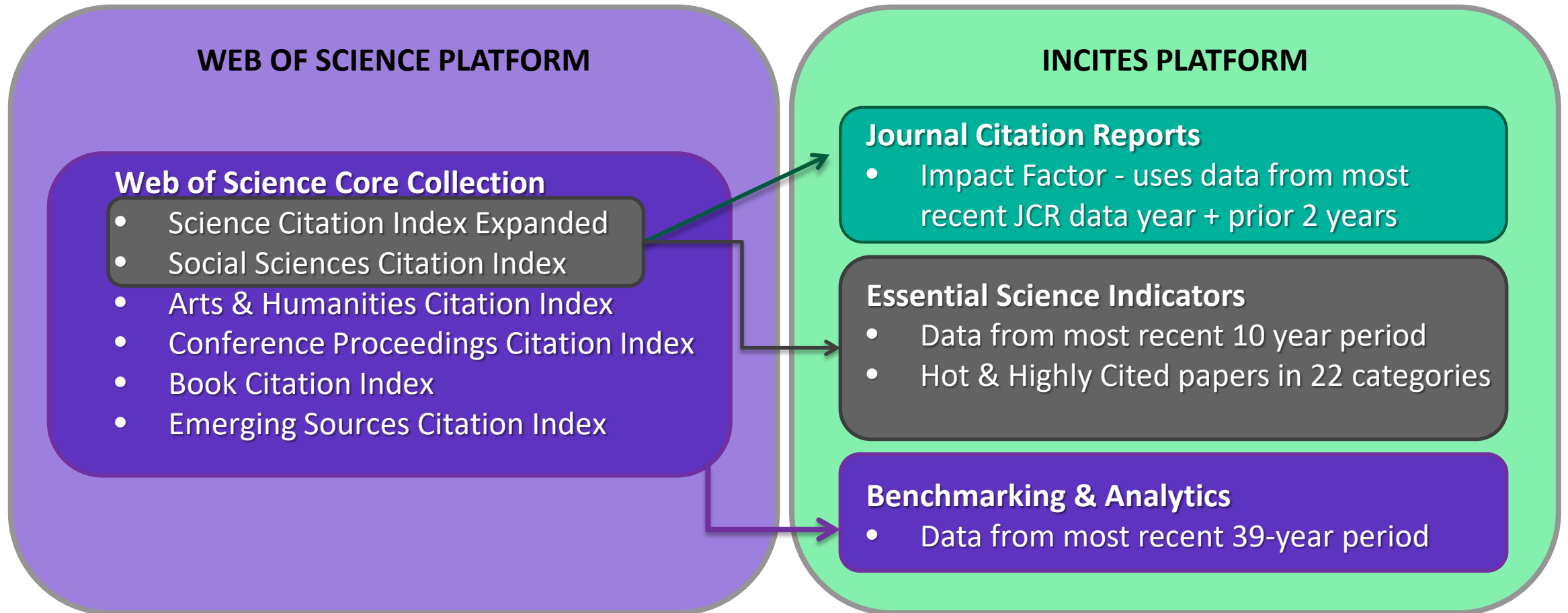
**Output**  
The output lens includes metrics that allows you to analyze the professional output of a researcher.

**INTELLIGENT INSIGHT**  
Gordon Matthews' output increased by **11%** compared to last year. Gordon Matthews' number of publications dropped by **4%** this year, but the times cited counted increased to 1,495 over the last 5 years, which is an improvement of **12%**.

**NUMBER OF PUBLICATIONS**

**TIMES CITED**

# InCites & the Web of Science Core Collection



# Journal Citation Reports

The JCR is an annual report that distills citation trend data from the Web of Science Core Collection to help you understand journal performance.

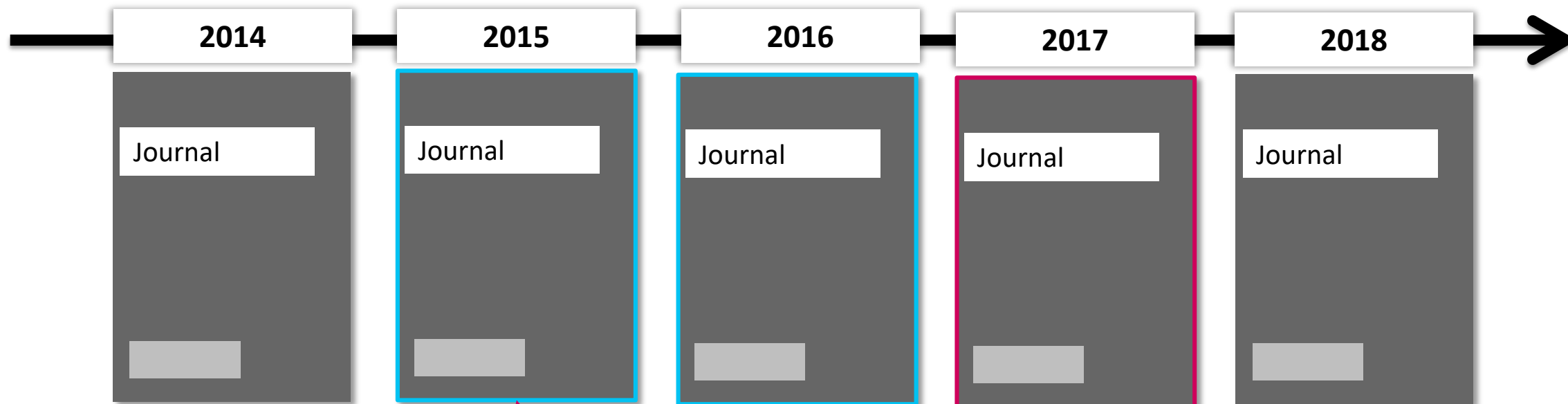
- View Journal Impact Factor and other metrics.
- Data represents a snapshot in time: the 2018 edition reflects citations from literature published in 2017.
- All journals in JCR are sourced from two indexes:
  - Science Citation Index Expanded
  - Social Sciences Citation Index
- Citations are sourced from all indexes in the Core Collection.
  - New in 2018: Citations from the Book Citation Index content contribute to Journal Impact Factor numerators.



## [Product Release Notes](#)

# Journal Impact Factor reflects a JOURNAL's overall performance

**2017 Impact Factor:** Ratio of citations from 2017 to papers published in 2015 and 2016 to papers published in 2015 and 2016



## Journal Impact Factor Calculation

$$\text{2017 Journal Impact Factor} = \frac{172}{75} = 2.293$$

How is Journal Impact Factor Calculated?

$$\text{JIF} = \frac{\text{Citations in 2017 to items published in 2015 (109) + 2016 (63)}}{\text{Number of citable items in 2015 (35) + 2016 (40)}} = \frac{172}{75}$$

# Essential Science Indicators

Identify top performing papers & institutions, and emerging topics generating high citation activity in 22 scientific fields.

- Highly Cited Rankings for Countries, Institutions, Scientists, and Journals
  - Based on citation performance from the past 10 years
- “Hot” and “Highly Cited” article integration with Web of Science Core Collection



**Highly Cited = Top 1%** in one of 22 broad disciplines  
(publications from **past 10 years**)



**Hot = Top .1%** in one of 22 broad disciplines  
(new articles + **citation activity in the last 2 months**)

# Essential Science Indicators

## 22 Research Fields

Agricultural Sciences  
Biology & Biochemistry  
Chemistry  
Clinical Medicine  
Computer Science  
Ecology/Environment  
Economics & Business  
Engineering  
Geosciences  
Immunology  
Material Sciences

Mathematics  
Microbiology  
Molecular Biology & Genetics  
Multidisciplinary  
Neuroscience & Behavior  
Pharmacology & Toxicology  
Physics  
Plant & Animal Science  
Psychology/Psychiatry  
Social Sciences, general  
Space Science

[Scope notes for each field](#)



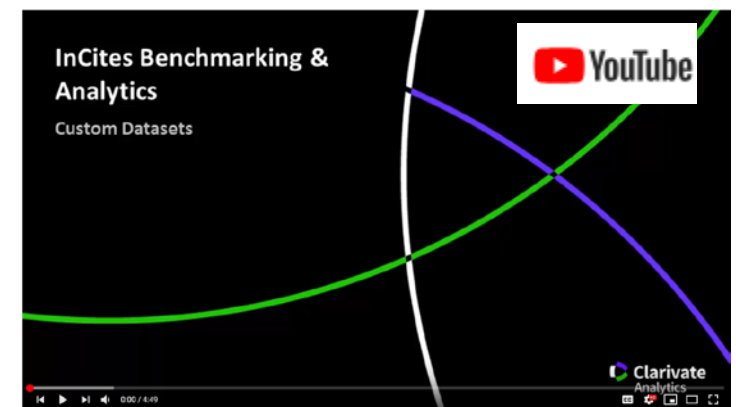
# **Author Data**

# Save to InCites from Web of Science Core Collection

- See normalized metrics for each paper in your results set to put citation counts into context by field & journal
- Identify experts & centers of excellence on your topic of interest
- View publication trends by country to understand the global research landscape specific to your area of interest
- **Datasets:** 50,000 documents (search results) or 50,000 documents from Marked List.
  - 50,000 counted against your sort on the WoS results page
  - Content restricted to the [Core Collection 1980 to present](#)

20

Custom datasets  
per account



[Watch the video](#)

# Web of Science Core Collection Data

- **All author names listed on papers are captured**
  - Full names, when available, from 2007-present
  - Names linked to institutional affiliation from 2008-present
- **All institutional affiliations of authors are captured**
  - Variants of over 12,700 organizations are unified to preferred names
- **All Funding Agency information on SCI-E papers captured from 2008-present**
  - All Funding Agency information on SSCI papers captured from 2015-present
  - Clarivate Analytics has begun initial work with funders to unify funding data

# Author data in the Web of Science Core Collection

## Large-scale integration of flexible materials into rolled and thermoelectric modules

By: Fang, HY (Fang, Haiyu)<sup>[1]</sup>; Popere, BC (Popere, Bhooshan C.)<sup>[1]</sup>; Thomas, EM (Thomas, Elayne M.)<sup>[2]</sup>; Mai, CK (Mai, Chong-Kang)<sup>[3]</sup>; Chang, WB (Chang, William B.)<sup>[1]</sup>; Bazan, GC (Bazan, Guillermo C.)<sup>[2,3]</sup>; Chabinyk, ML (Chabinyk, Michael L.)<sup>[2]</sup>; Segalman, RA (Segalman, Rachel A.)<sup>[1,2]</sup>

Hide Reprints, ResearcherID and ORCID

| Author      | ResearcherID | ORCID Number  |
|-------------|--------------|---|
| Fang, Haiyu | C-4545-2015  | <a href="http://orcid.org/0000-0002-4224-0235">http://orcid.org/0000-0002-4224-0235</a> |

### Author information

Reprint Address: Segalman, RA (reprint author)

+ Univ Calif Santa Barbara, Dept Chem Engr, Santa Barbara, CA 93106 USA.

Reprint Address: Segalman, RA (reprint author)

+ Univ Calif Santa Barbara, Dept Mat, Santa Barbara, CA 93106 USA.

### Addresses:

+ [ 1 ] Univ Calif Santa Barbara, Dept Chem Engr, Santa Barbara, CA 93106 USA

+ [ 2 ] Univ Calif Santa Barbara, Dept Mat, Santa Barbara, CA 93106 USA

+ [ 3 ] Univ Calif Santa Barbara, Dept Chem, Santa Barbara, CA 93106 USA

E-mail Addresses: [segalman@engineering.ucsb.edu](mailto:segalman@engineering.ucsb.edu)

Web of Science indexed name is linked to affiliation.

(2008-present)

The name linked to ORCID and/or RID is imported from the ID system.

NO CONNECTION BETWEEN THE NAME FROM ORCID/RID & THE WOS-INDEXED AUTHOR NAME.

NO CONNECTION BETWEEN ORCID/RID AND AFFILIATION.

# Changes to the InCites People Data Model

## — Two modes in People Explore:

- **Name:** Author names reflecting indexing from the Web of Science
  - Names are tied to affiliations from 2008-present
- **Unique ID:** Author names imported from ORCID and Researcher ID profiles
  - **New in InCites 2.33:** When you filter by an author's unique ID (RID or ORCID), data is no longer split across multiple lines.
  - Unique IDs do not have affiliations data.

## — It is **NOT possible to use filters in InCites to find all of the ORCIDs or RIDs associated with an institution.**

# UNIQUE ID SEARCH: PRE-2.33

Previous versions of InCites: Entering a unique ID split data across 10 lines.

The screenshot shows the InCites search interface. On the left, the 'Filters' panel is expanded to 'By Attributes'. Under 'Person Name or ID', the search type is set to 'Unique ID' and the search term is 'F-6862-2010'. The main table displays 10 results for 'Pennell, Kurt D.' with varying affiliations and citation metrics.

| Name                   | Rank | Affiliation               | Web of Science Documents | Times Cited | Norm Cita Imp |
|------------------------|------|---------------------------|--------------------------|-------------|---------------|
| Baseline for All Items | 0    | n/a                       | 59                       | 985         | 1             |
| Pennell, Kurt D.       | 1    | Georgia Institute of T... | 19                       | 368         | 1             |
| Pennell, Kurt D.       | 1    | University System of ...  | 19                       | 368         | 1             |
| Pennell, Kurt D.       | 2    | n/a                       | 13                       | 336         | 1             |
| Pennell, Kurt D.       | 3    | Emory University          | 11                       | 311         | 1             |
| Pennell, Kd            | 4    | n/a                       | 8                        | 196         | 1             |
| Pennell, Kurt D.       | 5    | Tufts University          | 16                       | 85          | 1             |
| Pennell, K. D.         | 6    | Emory University          | 1                        | 0           | 0             |
| Pennell, K. D.         | 6    | Georgia Institute of T... | 1                        | 0           | 0             |
| Pennell, K. D.         | 6    | Tufts University          | 2                        | 0           | 0             |
| Pennell, K. D.         | 6    | University System of ...  | 1                        | 0           | 0             |



# UNIQUE ID SEARCH: INCITES 2.33 & subsequent

**Results: 1** (i) **Bar Graph** **Times Cited**

**Title Settings**

Search 1 results...

**Dataset**  
InCites Dataset

**Entity Type**  
People

**Time Period**  
Min: 1980 Max: 2016

**Filters** [Clear Filters](#)

**By Attributes**

- Person Name or ID =
  - Name  Unique ID
  - Researcher ID
  -

**InCites 2.33:** Entering a unique ID returns all papers in one line of data, with metrics.

| Name          | Rank | Researcher ID | ORCID               | Web of Science Documents |
|---------------|------|---------------|---------------------|--------------------------|
| Pennell, Kurt | 1    | F-6862-2010   | 0000-0002-5788-6397 | 131                      |



**Why InCites?**

# Citation metrics are only as good as their source

## Who is using the Web of Science Core Collection?

### Universities

- 100% of AAU Institutions
- 100% of Big Ten Institutions
- 100% of Ivy League Institutions
- 96% of Carnegie R1 Institutions

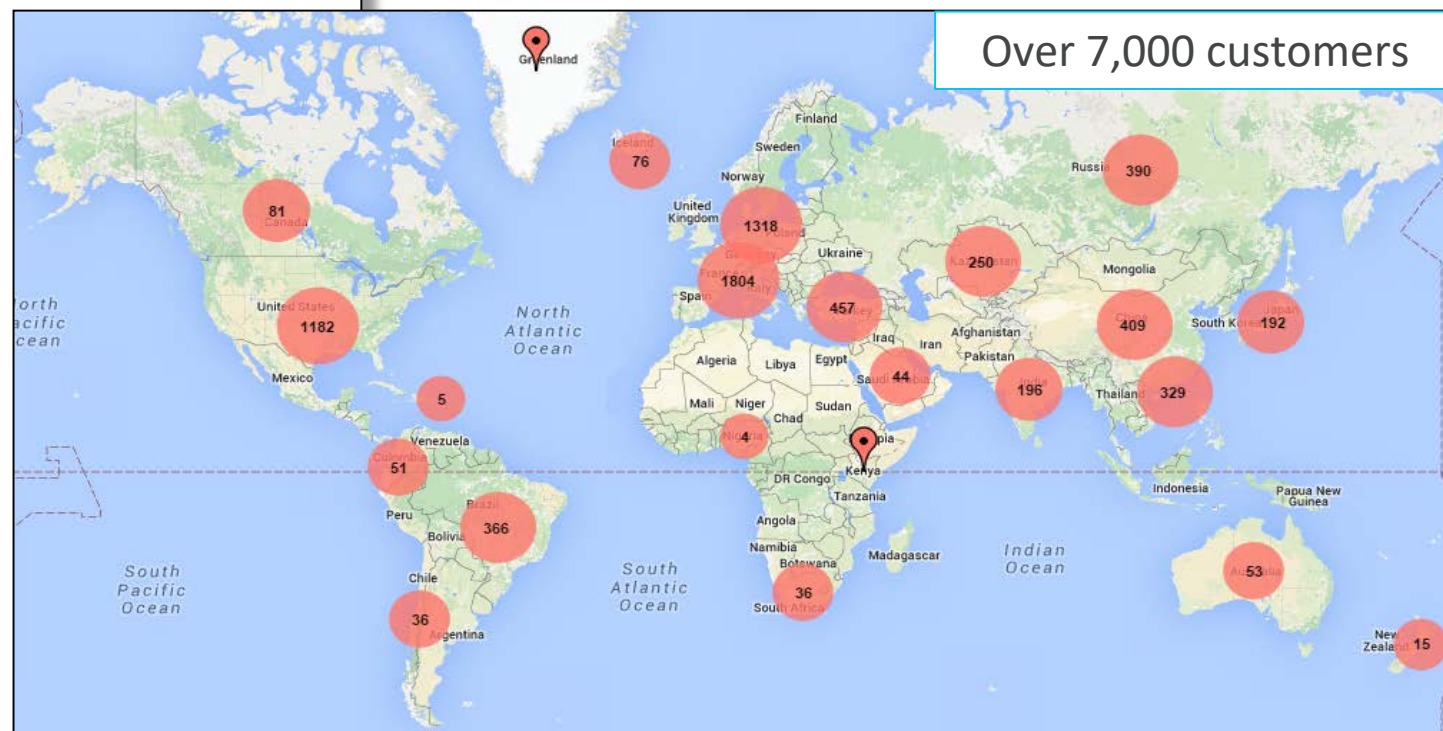
### Government & Funding Agencies

NIH, AAU and many more



Web of Science Core Collection data have been used in major research evaluation initiatives around the globe for decades.

Over 7,000 customers



# Web of Science Core Collection: High quality data for bibliometric analysis

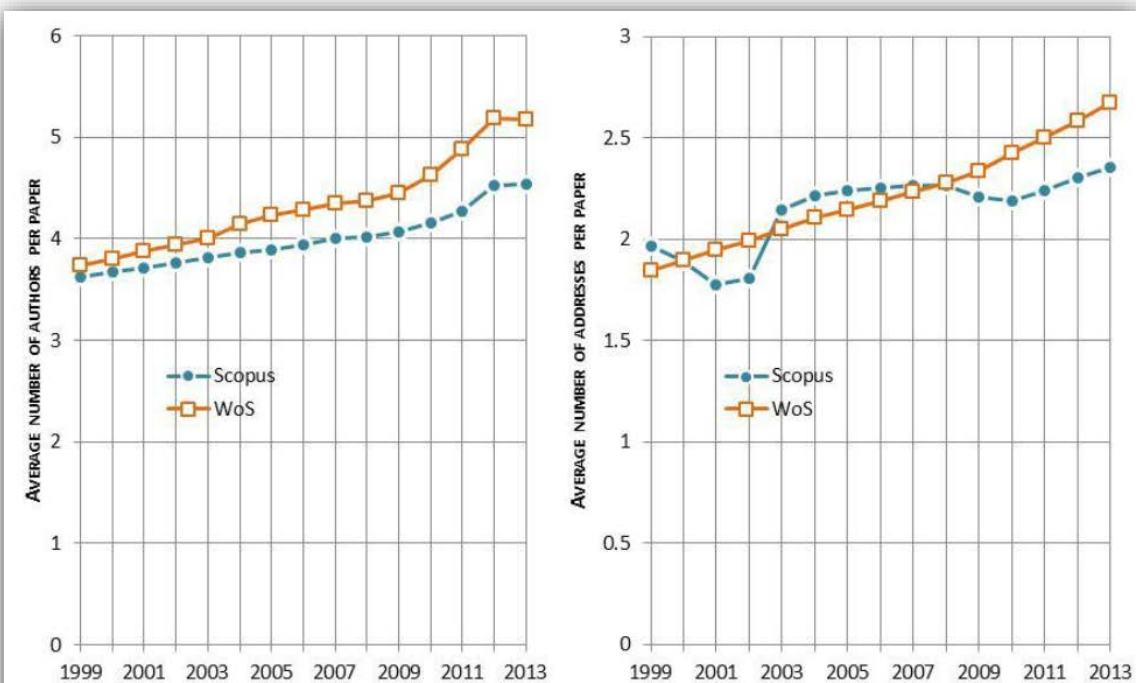


Figure 7 Number of authors and addresses per paper, WoS versus Scopus, 1999–2013

Source: Prepared by Science-Metrix using Scopus (Elsevier) and the [Web of Science](#) (Thomson Reuters)

Figure from: Côté, G., Roberge, G., & Archambault, É. (2016). *Bibliometrics and Patent Indicators for the Science and Engineering Indicators 2016: Comparison of 2016 Bibliometric Indicators to 2014 Indicators*.

“It turns out that according to our citation-based criteria, Web of Science performs significantly better than Scopus in terms of the accuracy of its journal classification system.”

## Large-Scale Analysis of the Accuracy of the Journal Classification Systems of Web of Science and Scopus

Qi Wang

(Department of Industrial Economics and Management, KTH-Royal Institute of Technology, Lindstedtsvägen 30, 11428 Stockholm, Sweden) [qi.wang@indek.kth.se](mailto:qi.wang@indek.kth.se)

Ludo Waltman

(Centre for Science and Technology Studies, Leiden University, PO Box 905, 2300 AX, Leiden, Netherlands) [waltmanlr@cwts.leidenuniv.nl](mailto:waltmanlr@cwts.leidenuniv.nl)

Wang, Q., Waltman, L. (2016). Large-scale analysis of the accuracy of the journal classification systems of Web of Science and Scopus. *Journal of Informetrics*, 10(2) 347-364.